



Find us locally at [www.dynapac.com](http://www.dynapac.com)

We reserve the right to change specifications without notice. Photos and illustrations do not always show standard versions of machines. The above information is a general description only, all informations are supplied without liability.



## Technical Data

### Push Roller System

Standard	Fixed, pivotable hydraulic Damping and stepless
Option	adjustable (20 cm) with automatic function

### Material Hopper

Dumping height	590 mm
Hopper length	2.12 m
Hopper volume	6 m³ / 12 t
Hopper width	3290 mm

### Conveyor

Conveyor control	Proportional with paddle sensor
Conveyor type	Dual Conveyor, reversible
Conveyor width	2x 655 mm

### Engine

Manufacturer /Model	Cummins B6.7-C173
Emissions according to	EU Stage V
Rated power, SAE J1995	129 kW @ 2200 rpm
Peak power	145 kW
DEF tank capacity	37 l
Fuel tank capacity	362 l
Average fuel consumption	9.45 l/h*
After treatment	DOC + DPF + SCR

### Engine

Manufacturer /Model	Cummins QSB6.7-C173
Emissions according to	EU Stage IIIA
Rated power, SAE J1995	129 kW @ 2200 rpm
Peak power	145 kW
Fuel tank capacity	362 l
Average fuel consumption	9.45 l/h*

### Drive

Undercarriage type	Six-Wheel Drive
Maximum paving speed	30 m/min
Maximum transport speed	20 km/h
Tyre Size Rear	445/80R25
Tyre Size Front Wheels	4x 560/300-390 mm

### Auger

Auger type	Center drive, reversible
Auger diameter	380 mm
Auger control	Independent proportional with sonic sensor
Adjustable height	250 mm
Auger wing type	Separately replaceable

### Generator (for electric screeds)

Nominal power	25 kVA
Peak power	35 kVA
Type	Synchronous

### Working Width

Minimum working width	2.55 m
Maximum working width	8.80 m (V5100)
	9.00 m (V6000)
	2.55 m (V5100)
Basic working width (retracted)	3.00 m (V6000)
	5.10 m (V5100)
Basic working width (extended)	6.00 m (V6000)

### Dimensions

Basic width	2.55 m
Front ramp angle	15°
Transport length	6.15 m
Working width, max.	9 m

### Masses

Basic weight (incl. standard screed)	20 t
--------------------------------------	------

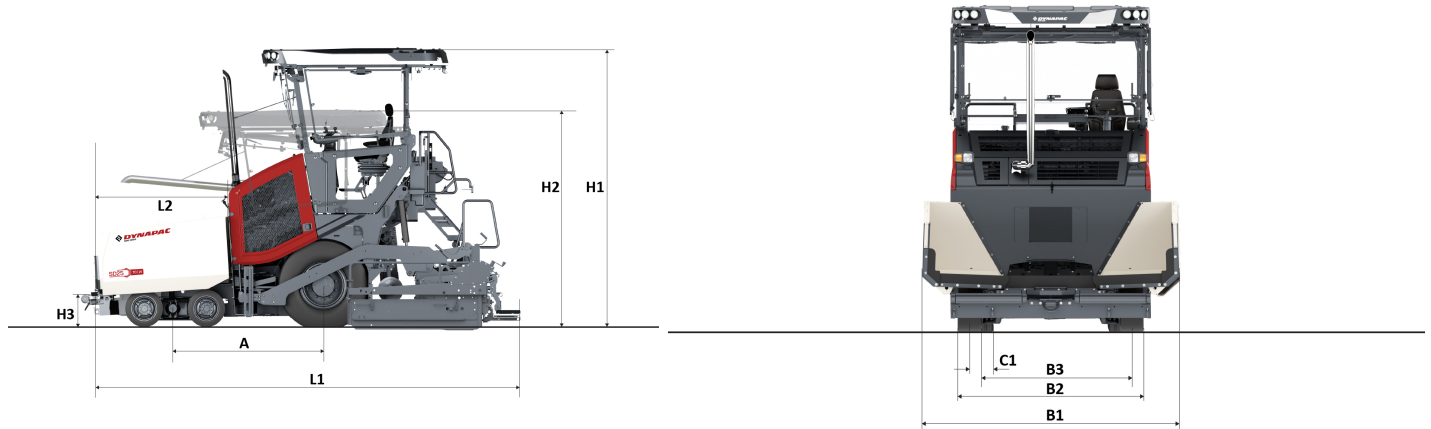
### Capacity

Placement thickness (max)	300 mm
Theoretical placement capacity	700 t/h

Find us locally at [www.dynapac.com](http://www.dynapac.com)


We reserve the right to change specifications without notice. Photos and illustrations do not always show standard versions of machines. The above information is a general description only, all informations are supplied without liability.

### Dimensions

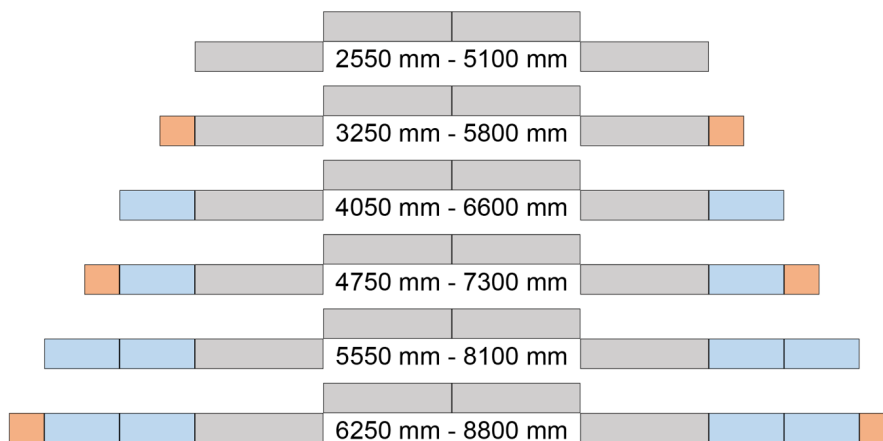


A. Wheelbase	2.24 m
B1. Width, max.	3.25 m
B2. Width, standard	2.55 m
B3. Width, wheel track	2.05 m
C1. Crawler Width	0.45 m
H1. Height, max.	3.94 m
H2. Height, transport	3.10 m
H3. Push Roller Height	0.49 m
L1. Length	6.10 m
L2. Length, hopper	2.12 m
W. Width, wheels	0.30 m


## Screeds



### V5100 TV E



### V6000 TV E



	1275 mm V5100 section
	1500 mm V6000 section
	750 mm extension box
	350 mm extension box